

| | |
|-----------|--|
| PROJECT | |
| TYPE | |
| SPECIFIER | |
| QUANTITY | |
| DATE | |

INVADER ADJUSTABLE TRIMLESS

A35525-

| | | | | | |
|-------------|-------------|--------------------|---------------------|-------------------|-------------------|
| base number | LED Dimming | Finishes (Diamond) | Finishes (Triangle) | Ceiling Thickness | Reflector Options |
|-------------|-------------|--------------------|---------------------|-------------------|-------------------|

- To build a product code in our configurator select the specify button on the base model # product page
- To build a manual product code on this datasheet choose from the options listed below in blue font and add the suffix to the base model #

GENERAL

| |
|--------------------------------|
| Series: Invader Standard |
| Subseries: Invader Adjustable |
| Partner: Prolicht |
| Division: Architectural |
| Installation: Trimless |
| Product Type: Downlight |
| Mounting Location: Ceiling |
| Light Distribution: Adjustable |

PHYSICAL

| |
|---|
| Aperture Sizes - Downlights: 3" |
| Shape: Round |
| Diameter (mm): 90 |
| Diameter (in): 3 9/16 |
| Height (mm): 126 |
| Height (in): 4 15/16 |
| Ceiling Thickness (mm): 10 / 12.5 / 15 |
| Ceiling Thickness (in): 3/8 or 1/2 or 9/16 |
| Min. Recessing Depth (mm): 115 |
| Min. Recessing Depth (in): 4 1/2 |
| Weight (kg): 0.65 |
| Weight (lbs): 1.43 |
| Fixture Finish: SSR / BKV / CWI / CRY / HAB / UFT / ITA / RUA / FTG / MYG / LOD / PUS / FRO / FUP / KIA / POP / BLS / SPG / MEY / GOH / CHC / COM / ABZ / JAG / OBR / MOS / ROR |
| Fixture Material: Aluminum |
| Cut-out Measurements: 115mm / 4 1/2" |
| Upon Request: Unique Sizes Unique Ceiling Thickness |

ELECTRICAL

| |
|--|
| Lamp Type: LED (Zhaga Standard) |
| Input Wattage (W): 16.5 |
| Total Output Wattage (W): 14.7 |
| Dimming: Dali Dimming |
| Driver Included: No |
| Driver Location: Recessed Housing |
| Driver Type: Constant Current - 120Vac |
| Driver Class: Class 2 |
| Housing: See components |
| Input Voltage (V): 120 |
| Constant Current (MA): 350 |

LED

| |
|---|
| Number of LEDs: 1 |
| Color Temperature (°K): Warm Dim |
| Max. Delivered Lumen (lm): 770 |
| CRI: >90 CRI |
| Lamp Life (hrs): 50000 |
| Upon Request: RGB-W Tunable White Special Color Temperature Special LED |

OPTICAL

| |
|--|
| Reflector: 20 / 40 / 60 |
| Adjustability: Rotational 180°; Tilt 30° |

RATINGS AND CERTIFICATIONS

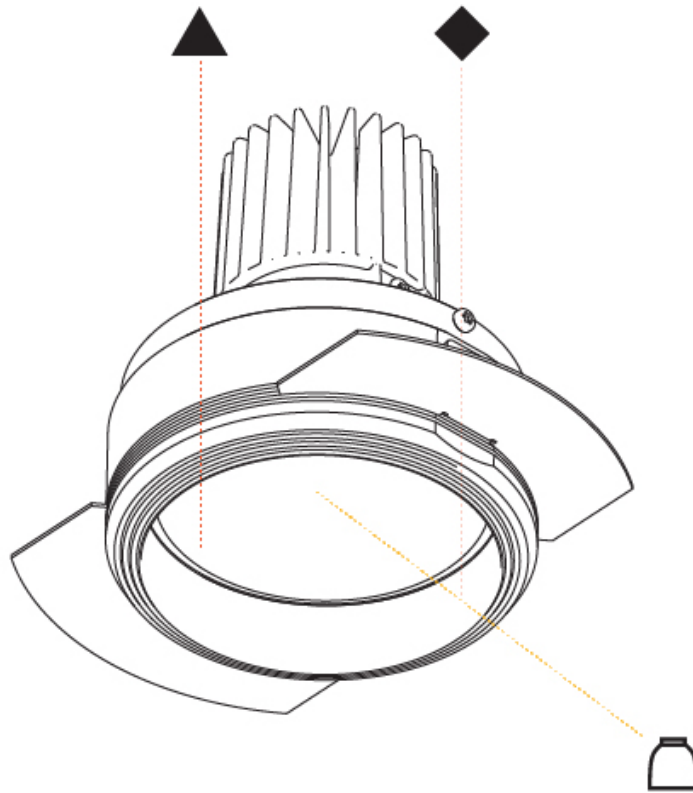
| |
|--|
| Certified By: Certified for North American Standards |
| IP rating: IP20 |



INVADER ADJUSTABLE TRIMLESS

A35525-

| | |
|-----------|-------|
| PROJECT | _____ |
| TYPE | _____ |
| SPECIFIER | _____ |
| QUANTITY | _____ |
| DATE | _____ |



| | |
|-----------|--|
| PROJECT | |
| TYPE | |
| SPECIFIER | |
| QUANTITY | |
| DATE | |

INVADER ADJUSTABLE TRIMLESS

A35574-

| | | | | | |
|-------------|-------------------|--------------------|---------------------|-------------------|-------------------|
| base number | Color Temperature | Finishes (Diamond) | Finishes (Triangle) | Ceiling Thickness | Reflector Options |
|-------------|-------------------|--------------------|---------------------|-------------------|-------------------|

- To build a product code in our configurator select the specify button on the base model # product page
- To build a manual product code on this datasheet choose from the options listed below in blue font and add the suffix to the base model #

GENERAL

| |
|--------------------------------|
| Series: Invader Standard |
| Subseries: Invader Adjustable |
| Partner: Prolicht |
| Division: Architectural |
| Installation: Trimless |
| Product Type: Downlight |
| Mounting Location: Ceiling |
| Light Distribution: Adjustable |

PHYSICAL

| |
|---|
| Aperture Sizes - Downlights: 3" |
| Shape: Round |
| Diameter (mm): 90 |
| Diameter (in): 3 9/16 |
| Height (mm): 126 |
| Height (in): 4 5/16 |
| Ceiling Thickness (mm): 10 / 12.5 / 15 |
| Ceiling Thickness (in): 3/8 or 1/2 or 9/16 |
| Min. Recessing Depth (mm): 150 |
| Min. Recessing Depth (in): 5 7/8 |
| Weight (kg): 0.673 |
| Weight (lbs): 1.48 |
| Fixture Finish: SSR / BKV / CWI / CRY / HAB / UFT / ITA / RUA / FTG / MYG / LOD / PUS / FRO / FUP / KIA / POP / BLS / SPG / MEY / GOH / CHC / COM / ABZ / JAG / OBR / MOS / ROR |
| Fixture Material: Aluminum |

ELECTRICAL

| |
|------------------------------|
| Lamp Type: LED |
| Input Wattage (W): 14.3 |
| Total Output Wattage (W): 13 |
| Dimming: Non-Dimmable |
| Input Voltage (V): 120 |
| Constant Current (MA): 350 |

LED

| |
|---|
| Number of LEDs: 1 |
| Color Temperature (°K): 2700 / 3000 / 3500 / 4000 |
| Max. Delivered Lumen (lm): 870 / 910 / 951 / 970 |
| CRI: >90 CRI |

OPTICAL

| |
|--|
| Reflector: 20 / 40 / 60 |
| Adjustability: Rotational 180°; Tilt 30° |

RATINGS AND CERTIFICATIONS

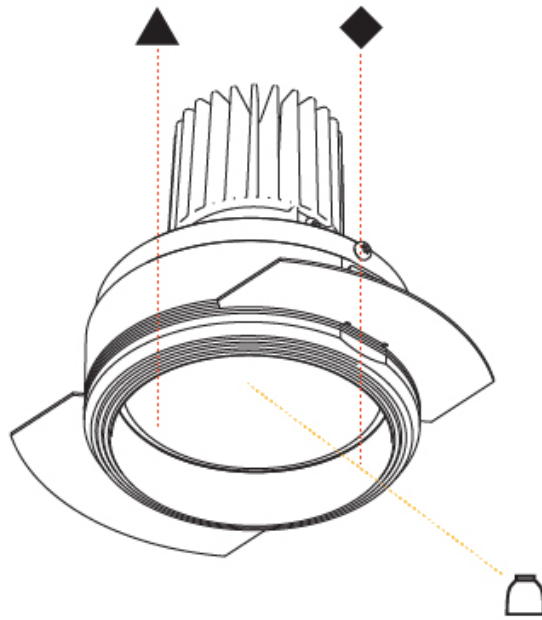
| |
|---|
| Certified By: CSA Certified to UL and CSA Standards |
| IP rating: IP20 |



INVADER ADJUSTABLE TRIMLESS

A35574-

| | |
|-----------|-------|
| PROJECT | _____ |
| TYPE | _____ |
| SPECIFIER | _____ |
| QUANTITY | _____ |
| DATE | _____ |



| |
|-----------|
| PROJECT |
| TYPE |
| SPECIFIER |
| QUANTITY |
| DATE |

INVADER ON ROUND SURFACE

A3D228-

| | | | | | |
|-------------|-------------|-------------------|--------------------|---------------------|-------------------|
| base number | LED Dimming | Color Temperature | Finishes (Diamond) | Finishes (Triangle) | Reflector Options |
|-------------|-------------|-------------------|--------------------|---------------------|-------------------|

- To build a product code in our configurator select the specify button on the base model # product page
- To build a manual product code on this datasheet choose from the options listed below in blue font and add the suffix to the base model #

GENERAL

| |
|-------------------------------|
| Series: Invader Standard |
| Subseries: Invader On Round |
| Partner: Prolicht |
| Division: Architectural |
| Installation: Surface |
| Product Type: Ceiling Surface |
| Mounting Location: Ceiling |
| Light Distribution: Downlight |

PHYSICAL

| |
|---|
| Aperture Sizes - Downlights: 2" |
| Shape: Cylinder |
| Diameter (mm): 75 |
| Diameter (in): 2 ¹⁵ / ₁₆ |
| Height (mm): 125 |
| Height (in): 4 ¹⁵ / ₁₆ |
| Weight (kg): 0.449 |
| Weight (lbs): 1.08 |
| Fixture Finish: SSR / BKV / CWI / CRY / HAB / UFT / ITA / RUA / FTG / MYG / LOD / PUS / FRO / FUP / KIA / POP / BLS / SPG / MEY / GOH / CHC / COM / ABZ / JAG / OBR / MOS / ROR |
| Fixture Material: Aluminum Die Cast |

ELECTRICAL

| |
|--|
| Lamp Type: LED (Zhaga Standard) |
| Input Wattage (W): 10 |
| Total Output Wattage (W): 9.1 |
| Dimming: Non-Dimming / Phase Dimming (120vac Only) |
| Driver Included: Yes |
| Driver Location: Integrated |
| Driver Type: Constant Current |
| Driver Class: Class 2 |
| Input Voltage (V): 120 |
| Upon Request: Remote: 0-10Vdc dimming / Phase dimming 120Vac / Non-dimming 120/277Vac (No Cover Plate) |

LED

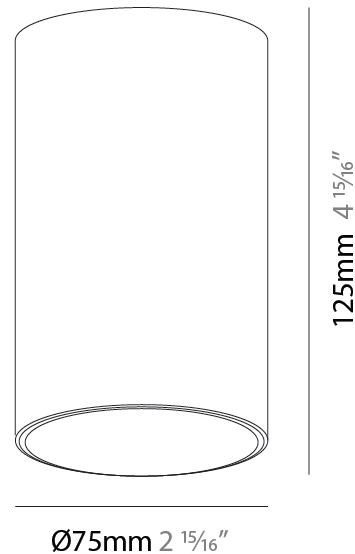
| |
|---|
| Number of LEDs: 1 |
| Color Temperature (°K): 2700 / 3000 / 3500 / 4000 |
| Max. Delivered Lumen (lm): 832 / 870 / 905 / 923 |
| Nominal Lumen (lm): 969 / 1014 / 1054 / 1075 |
| CRI: >90 CRI |
| Lamp Life (hrs): 50000 |

OPTICAL

| |
|--------------------------|
| Reflector°: 16 / 34 / 60 |
|--------------------------|

RATINGS AND CERTIFICATIONS

| |
|---|
| Certified By: CSA Certified to UL and CSA Standards |
| IP rating: IP20 |



INVADER ON ROUND SURFACE

A3D228-

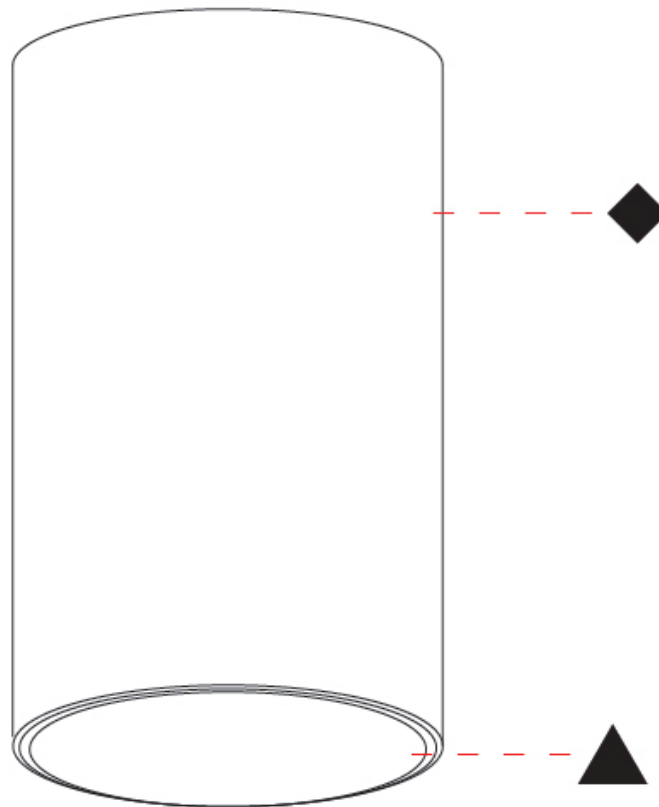
PROJECT _____

TYPE _____

SPECIFIER _____

QUANTITY _____

DATE _____



A

INVADER STANDARD COLOR FINISH CHART

PROJECT _____

TYPE _____

SPECIFIER _____

QUANTITY _____


DATE _____

Fixture Finish

Sparkling Silver - 01 (SSR)



Black Velvet - 02 (BKV)



Crystal White - 03 (CWI)




Creamy - 04 (CRY)



Hampton Bay - 05 (HAB)



Urban Forest - 07 (UFT)



In the Army - 08 (ITA)




Rusty Angel - 09 (RUA)




Fade to Gray - 12 (FTG)



Mysterious Gray - 13 (MYG)




Lost Dream - 15 (LOD)



Purple Sky - 16 (PUS)



Fresh Oh - 17 (FRO)




Funky P. - 18 (FUP)



Kissing Aphrodite - 19 (KIA)




Poseidon's Paradise - 20 (POP)




Blue Sky - 21 (BLS)




Spring Green - 22 (SPG)



Mellow Yellow - 23 (MEY)



Golden Heart - 24 (GOH)



Champagne Cream - 26 (CHC)



Copper Mine - 27 (COM)



Ancient Bronze - 28 (ABZ)



Jazz Gold - 29 (JAG)



Olive Breeze - 30 (OBR)



Moonlight Silver - 31 (MOS)



Rosewood Red - 32 (ROR)



Digital: Not all screens are calibrated the same, and therefore, colors will appear differently between screens.

Physical: When texture is involved, there will be variations in color, character and tone within a product series and between product families.

Champagne Cream, Copper Mine, Ancient Bronze + Jazz Gold: These finishes have slight fading from specific powder coating production. Each luminaire will slightly vary.



LEGEND

| | | | | | |
|--|---|--|--|--|--|
| | floor-mounted | | pivotal | | special LED (upon request) RGB, RGBW, tunable, gold+, meat+, art+, fashion+ |
| | wall and ceiling: recessed and surface mounted | | rotating | | warm dim / natural dimming LED |
| | ceiling-mounted and wall-mounted | | illuminate tilted | | rechargeable battery powered |
| | wall-mounted | | color of suspension cable | | fixture with natural vivid LED (upon request) |
| | omni-directional light distribution | | length of suspension cable | | color rendering index |
| | direct light distribution | | reflector degree selection | | color temperature |
| | direct/indirect light distribution | | super spot | | lumen (luminous flux) |
| | indirect light distribution | | lens | | efficacy (lumens per watt) |
| | asymmetric light distribution | | lens pack | | Unified Glare Rating (UGR) range from 5-40 |
| | aura light distribution | | shine ring | | marine grade (AISI 316 stainless steel) |
| | round wall or ceiling cut-out | | integrated shine ring with diffuser | | walk on |
| | square wall or ceiling cut-out | | free individual colors 01-29 | | drive on |
| | the supplied jig specifies the cutout dimensions | | individual colors: 00 (free of charge), 01-25 (extra charge) | | Dark Sky Compliance |
| | minimum distance (meters) lamp - object | | luminaire part to be colored (F1) | | Americans with Disabilities Act (less than 4" off the wall located between 27"-84" from floor) |
| | recessed depth | | luminaire part to be colored (F2) | | lamp protected against explosion |
| | ceiling thickness in mm | | luminaire part to be colored (F3) | | blown glass using traditional methods by master glass blower |
| | ceiling thickness selection | | luminaire part to be colored (F4) | | acoustic material |
| | dimnable DP (phase), DV (0-10V), DD (dali), DS (step-dim) | | luminaire part to be colored (F5) | | protection class I, protection insulation |
| | included or excluded LED driver/transformer/control gear | | color of 3-circuit adaptor | | protection class II, protection insulation |
| | separately switchable | | indirect diffuser | | ETL Certified to UL and CSA Standards |
| | sensor | | direct diffuser | | UL Certified to UL and CSA Standards |
| | remote control | | ball-proof (upon request) | | CSA Certified to UL and CSA Standards |
| | available upon request | | accessory | | Certified for North American Standards |

IP RATING

| | |
|--|--|
| | protected against ingress of solid bodies greater than 12.5mm (finger) |
| | protected against ingress of solid bodies greater than 2.5mm protected against sprays of water up to 60 degrees from the vertical (rain) |
| | protected against ingress of solid bodies greater than 1mm (wire) no protection against the ingress of moisture |
| | protected against ingress of solid bodies greater than 1mm (wire) protected against sprays of water up to 60 degrees from the vertical (rain) |
| | protected against ingress of solid bodies greater than 1mm (wire) protected against water splashed from all directions |
| | protected against limited ingress of dust (wet rooms/covered outdoor areas) protected against water splashed from all directions |
| | protected against ingress of dust protected against jets of water |
| | protected against ingress of dust protected against powerful jets of water or heavy seas |
| | protected against ingress of dust protected against immersion of water between 15cm - 1m for 30 minutes |
| | protected against ingress of dust protected against immersion of water under pressure for long periods |

IK RATING

| | |
|--|---|
| | protected against 0.14 joules impact (equivalent to 0.25kg mass dropped from 56mm above the surface) |
| | protected against 0.2 joules impact (equivalent to 0.25kg mass dropped from 80mm above the surface) |
| | protected against 0.35 joules impact (equivalent to 0.25kg mass dropped from 140mm above the surface) |
| | protected against 0.5 joules impact (equivalent to 0.25kg mass dropped from 200mm above the surface) |
| | protected against 0.7 joules impact (equivalent to 0.25kg mass dropped from 280mm above the surface) |
| | protected against 1 joules impact (equivalent to 0.25kg mass dropped from 400mm above the surface) |
| | protected against 2 joules impact (equivalent to 0.5kg mass dropped from 400mm above the surface) |
| | protected against 5 joules impact (equivalent to 1.7kg mass dropped from 300mm above the surface) |
| | protected against 10 joules impact (equivalent to 5.0kg mass dropped from 200mm above the surface) |
| | protected against 20 joules impact (equivalent to 5.0kg mass dropped from 400mm above the surface) |